

ARTE

MUSEUM

MUSEUM

UNIQUE SURFACES

06

FORMATS

08

COLOURS

10

FINISHES

22

TECHNICAL INFO

26

ELEVATE

ARTE

Inspired by Travertine marble, ARTE emulates the porous limestone used for centuries in the worlds of building and architecture. Its longitudinal veins are enriched by their different intermingling shades of colour, bringing a warm, restful feel to settings.

ARTE comes in a choice of three different colours —Cloud, Desert and Mocha— in a 100x275 cm, 100x180 cm, 100x100 cm, 75.5x151 cm or 60x120 cm format, together with a 50x150 cm 4D WALL tile model. The collection also features a choice of a Shaped, Polished and All in One finish, in addition to a 20 mm-thick non-slip outdoor model in 100x100 cm and 50x100 cm formats.

Rounding it all off is a 12 mm-thick 150x320 cm format, specially designed for use as a countertop in an innovative Shaped finish and highly contemporary deep shade of brown.

Inspirada en el mármol Travertino, la colección ARTE representa una piedra caliza porosa utilizada durante siglos en el mundo de la construcción y la arquitectura. Su vetado longitudinal se enriquece de diferentes tonalidades que se entremezclan entre sí, contribuyendo a crear estancias cálidas, donde la calma pasa a ser la protagonistas.

Disponible en tres tonalidades diferentes —Cloud, Desert y Mocha— en los formatos 100x275 cm, 100x180 cm, 100x100 cm, 75,5x151 cm, 60x120 cm, y revestimiento 4D WALL en 50x150 cm. En una gran variedad de acabados como son Shaped, Polished, All in one, y acompañado de la solución de exterior Antislip en 20 mm en los formatos 100x100 cm y 50x100 cm.

Incorpora la solución de encimera 150x320 cm de espesor 12 mm, en el innovador acabado Shaped, con una tonalidad marrón intensa de lo más contemporánea.

What is art?

Art makes us human. Art is emotion, it's like a beating heart, it brings beauty to our daily lives. It's the way we've always expressed what we don't know how to say out loud.

Since greek sculptures to contemporaneous architecture, travertine marble has been a crucial material for artists all over the world. Today we create a new collection that combines the classic beauty with a modern architecture personality.

This is ARTE.

¿Qué es el arte?

El arte nos hace humanos. Al arte es emoción, es como un corazón que late, aporta belleza a nuestra vida diaria. Es la forma en que siempre hemos expresado lo que no sabemos decir en voz alta.

Desde las esculturas griegas hasta la arquitectura contemporánea, el mármol travertino ha sido un material crucial para los artistas de todo el mundo. Hoy creamos una nueva colección que combina la belleza clásica con la personalidad de la arquitectura moderna.

Esto es ARTE.

100 x 275 cm



Finish // Acabado



Thickness // Espesor

6 mm

100 x 180 cm




Finish // Acabado



Thickness // Espesor

8 mm

100 x 100 cm



Finish // Acabado



Thickness // Espesor

8 mm

Finish // Acabado



Thickness // Espesor

20 mm

50 x 150 cm



Finish // Acabado



white body

Thickness // Espesor

7,5 mm

75,5 x 151 cm



Finishes // Acabados



Thickness // Espesor

10 mm

60 x 120 cm



Finishes // Acabados



Thickness // Espesor

10 mm

50 x 100 cm



Finish // Acabado



Thickness // Espesor

20 mm

FORMATS



cloud



desert



mocha



COLOURS



shaped

Smooth texture, the graphic is perfectly coordinated with the relief.

Textura suave, la gráfica se coordina perfectamente con el relieve.



polished

Polished smooth finish with a deep reflection.

Acabado liso pulido con un profundo reflejo.



antislip

Textured surface with matte finish, recommended for outdoor use.

Superficie texturizada mate, recomendada para uso exterior.



all in one

Unique surface with soft touch, perfect for both indoors and outdoors spaces.

Superficie única de tacto sedoso, perfecta tanto para espacios de interior como de exterior.




FINISHES





☉ ARTE CLOUD 100X100X2/A/R



☉ ARTE CLOUD SP/100X275/R ☉ ARTE CLOUD 100X100X2/A/R & ARTE CLOUD SP/100X100/R





☉ ARTE DESERT SP/100X180/R












☉ ARTE DESERT SP/100X275/R

☉ ARTE DESERT SP/100X180/R

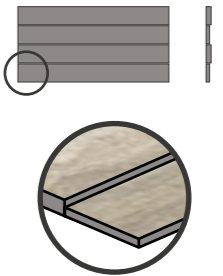


		Porcelain Porcelánico				White Body Pasta Blanca			
		100x275 cm 40x109 "	100x180 cm 40x71 "	100x100 cm 40x40 "	50x100 cm 20x40 "	75,5x151 cm 30x60 "	60x120 cm 24x48 "	50x150 cm 20x60 "	50x150 cm 20x60 " DECOR
Thickness Espesor	Patterns Gráficas	6 mm	8 mm	8 / 20 mm	20 mm	10 mm		7,5 mm	
CLOUD	Shaped (SP)	34683 M90	34710 M94	34702 M93	-	-	-	34698 M105	34699 M106
	Antislip (A)	-	-	34705 M113	35564 M115	-	-	-	-
	Polished (EP)	-	-	-	-	34695 M58	-	-	-
	All in One (AS)	-	-	-	-	34692 M92	34689 M91	-	-
DESERT	Shaped (SP)	34682 M90	34712 M94	34703 M93	-	-	-	34700 M105	34701 M106
	Antislip (A)	-	-	34706 M113	35566 M115	-	-	-	-
	Polished (EP)	-	-	-	-	34694 M58	-	-	-
	All in One (AS)	-	-	-	-	34691 M92	31688 M91	-	-
MOCHA	Shaped (SP)	34684 M90	34711 M94	34704 M93	-	-	-	-	-
	Antislip (A)	-	-	34707 M113	35565 M115	-	-	-	-
	Polished (EP)	-	-	-	-	34696 M58	-	-	-
	All in One (AS)	-	-	-	-	34693 M92	34690 M91	-	-

SPECIAL PIECES PIEZAS ESPECIALES

Porcelain Porcelánico (10 mm)				Porcelain Porcelánico (10 mm)			
D. MOSAIC 30x30 cm 11.8x11.8 "				* D. HORIZON 30x60 cm 11.8x23.6 "			
	CLOUD	Shaped (SP)	34885 U36		CLOUD	Polished (EP) All in One (AS)	34896 U66
	DESERT	Shaped (SP)	34886 U36		DESERT	Polished (EP) All in One (AS)	34902 U66
	MOCHA	Shaped (SP)	34887 U36		MOCHA	Polished (EP) All in One (AS)	34903 U66
White Body Pasta Blanca (7,5 mm)							
** D. GEO 25x25 cm 9.8x9.8 "							
	CLOUD	Shaped (SP)	34883 U58				
	DESERT	Shaped (SP)	34884 U58				
Porcelain Porcelánico (10 mm)							
D. MIX 30x30 cm 11.8x11.8 "							
	ARTE CLOUD ARTE DESERT ARTE MOCHA	All in One (AS) All in One (AS) Polished (EP)	34888 U51				

* D. HORIZON combines cuts with different heights: low pieces (AS) are 10 mm and high ones are elevated to 13 mm (EP).
* D. HORIZON combina cortes a distintas alturas: las piezas bajas (AS) son 10 mm y las altas (EP) se elevan hasta los 13 mm.


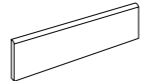


** Only suitable for wall installations.
** Adecuado únicamente como revestimiento.

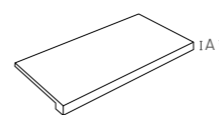
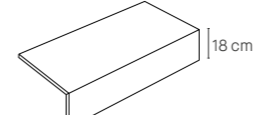
TECHNICAL DATA DATOS TÉCNICOS

	DIN 51130	DIN 51097	UNE-41901 EX	BS 7976-2 (PTV)	ANSI A137.1 (DCOF)
Shaped (SP)	-	-	Class 1	-	>0,42
Antislip (A)	R11	A + B + C	Class 3	+36 Wet	>0,42
All in One (AS)	R11	A + B + C	Class 3	+36 Wet	>0,42

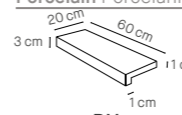
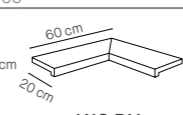
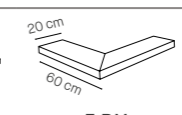
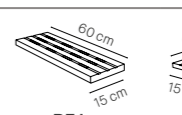
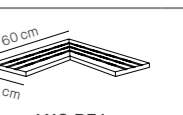
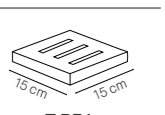
COMPLEMENTARY PIECES PIEZAS COMPLEMENTARIAS

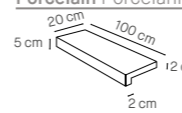
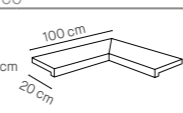
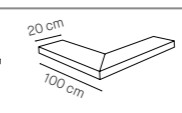
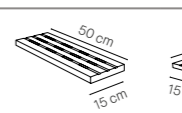
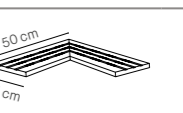
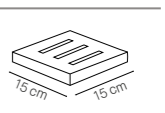
S.K.I.	S.K.D.	SKIRTING			
	8x30 cm 3.1x11.8"		8x100 cm 3.1x39.4"	8x75,5 cm 3.1x29.7"	8x60 cm 3.1x23.6"
Shaped (SP) 8 mm	U53	Shaped (SP) 8 mm	U45	-	-
All in One (AS)	U53	All in One (AS)	-	U43	U35
Polished (EP)	U53	Polished (EP)	-	U43	-

* When thickness is 6 mm, A = 18 mm; when 8 mm, A = 24 mm; when 10 mm, A = 30 mm.
* Cuando el espesor es 6 mm, A = 18 mm; si es 8 mm, A = 24 mm; si es 10 mm, A = 30 mm.

STAIR TREADS							
TECHNICAL (PT)	SEAMLESS (PL/18)						
		30x180 cm 11.8x70.8"	30x151 cm 11.8x59.4"	30x120 cm 11.8x47.2"	30x100 cm 11.8x39.4"	30x75,5 cm 11.8x29.7"	30x60 cm 11.8x23.6"
Shaped (SP) 8 mm		U90	-	-	U74	-	-
All in One (AS)		-	U86	U75	-	U76	U54
Polished (EP)		-	U86	-	-	U76	-

POOL PIECES PIEZAS DE PISCINA

		Porcelain Porcelánico						
								
		P.V. (POOL COPING) 20x60x1 cm 8x23.6x0.4"	ANG.P.V. (POOL COPING INTERNAL CORNER) 60x60x1 cm 23.6x23.6x0.4"	E.P.V. (POOL COPING EXTERNAL CORNER) 60x60x1 cm 23.6x23.6x0.4"	REJ. (DRAINAGE GRATE) 15x60x2,3 cm 6x23.6x0.9"	ANG.REJ. (ANGLE CORNER DRAINAGE GRATE) 60x60x2,3 cm 23.6x23.6x0.9"	T.REJ. (SQUARE CORNER DRAINAGE GRATE) 15x15x2,3 cm 6x6x0.9"	
CLOUD	All in One (AS)	35476 U61	35483 U70	35487 U70	35493 U54	35496 U75	35499 U71	
DESERT	All in One (AS)	35477 U61	35485 U70	35488 U70	35494 U54	35497 U75	35500 U71	
MOCHA	All in One (AS)	35478 U61	35486 U70	35490 U70	35495 U54	35498 U75	35501 U71	

		Porcelain Porcelánico						
								
		P.V. (POOL COPING) 20x100x2 cm 8x39.4x0.8"	ANG.P.V. (POOL COPING INTERNAL CORNER) 100x100x2 cm 39.4x39.4x0.8"	E.P.V. (POOL COPING EXTERNAL CORNER) 100x100x2 cm 39.4x39.4x0.8"	REJ. (DRAINAGE GRATE) 15x50x2 cm 6x19.7x0.8"	ANG.REJ. (ANGLE CORNER DRAINAGE GRATE) 50x50x2 cm 19.7x19.7x0.8"	T.REJ. (SQUARE CORNER DRAINAGE GRATE) 15x15x2,3 cm 6x6x0.9"	
CLOUD	Antislip (A)	35418 M82	35424 M86	35430 M86	35436 M54	35439 M86	35442 M71	
DESERT	Antislip (A)	35417 M82	35428 M86	35431 M86	35437 M54	35440 M86	35443 M71	
MOCHA	Antislip (A)	35419 M82	35429 M86	35432 M86	35438 M54	35441 M86	35444 M71	

150 x 320 cm



Finish // Acabado



Thickness // Espesor

12 mm

Porcelain Porcelánico

150x320 cm
60x126 "

Thickness Espesor		12 mm
Patterns Gráficas		1
	BROWN Shaped (SP)	34731 M107





ELEVATE

FLOOR AND WALL TILES PAVIMENTO Y REVESTIMIENTO

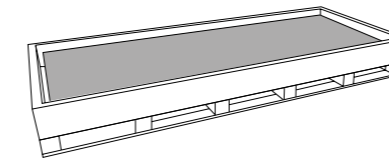
SIZE FORMATO	BOX CAJA			PALLET PALET				CONTAINER 20' (25000 KG.)		
	Piezas	m ²	kg	Cajas	m ²	kg	Tamaño aprox. cm.	Palets	m ²	kg
cm.										
100 x 180 x 0,8	2	3,6	70,25	18	64,8	1315	190 x 115 x 60	17	1101,6	22346,5
100 x 100 x 0,8	2	2	36,8	32	64	1340	112 x 112 x 100	18	1152	24118,6
100 x 100 x 2	1	1	49,2	24	24	1223	112 x 112 x 85	20	480	24456
50 x 150 x 0,75	4	3	39,81	24	72	990	156 x 93 x 65	17	1224	16830
75,5 x 151 x 1	1	1,14	26	44	50,16	1179	156 x 93 x 76	17	852,7	20043
60 x 120 x 1	2	1,44	33,18	27	38,88	921	120 x 80 x 75	27	1049,8	24836,2
33,3 x 100 x 1,05	4	1,33	24	48	63,84	1177	118 x 110 x 81	20	1276,8	23540
33,3 x 100 x 1,35	3	1	21,92	48	48	1077	118 x 110 x 81	20	960	21543,2
inch.	Units	ft ²	lb	Boxes	ft ²	lb	Approx. inch. sizes	Pallets	ft ²	lb
39.4 x 70.8 x 0.35	2	38.75	154.87	18	697.5	2900	71.2 x 44.1 x 25.2	17	11857.5	49267
39.4 x 39.4 x 0.35	2	21.53	81.13	32	688.9	2955	44.1 x 44.1 x 39.4	18	12400	53172.3
39.4 x 39.4 x 0.79	1	10.76	108.47	24	258.3	2696	44.1 x 44.1 x 33.5	20	5166.7	53916.3
19.7 x 59.1 x 0.30	4	32.29	87.76	24	775	2183	61.4 x 36.6 x 25.6	17	13175	37119
29.7 x 59.4 x 0.39	1	12.27	57.32	44	539.9	2600	61.4 x 36.6 x 29.9	17	9178.6	44562
23.6 x 47.2 x 0.39	2	15.50	73.15	27	418.5	2030	47.2 x 31.4 x 29.5	27	11300	54754.5
13.11 x 39.4 x 0.41	4	14.32	52.91	48	687.2	2595	46.4 x 43.3 x 31.8	20	13743.4	51897
13.11 x 39.4 x 0.53	3	10.76	48.33	48	516.7	2375	46.4 x 43.3 x 31.8	20	10333.4	47494

SLABS PLACAS

1 SLAB 1 PLACA			WOODEN CRATE CAJ. MADERA			CONTAINER 20' (25000 KG.)			CONTAINER 40' (25000 KG.)		
cm.	m ²	kg	Placas	m ²	kg	Cajones	m ²	kg	Cajones	m ²	kg
100 x 275 x 0,6	2,75	38,5	20	55	869	24	1320	20856	28	1540	24332
inch.	ft ²	lb	Slabs	ft ²	lb	Crates	ft ²	lb	Crates	ft ²	lb
39,4 x 108,3 x 0,24	29,6	84,88	20	592	1916	24	14208,4	45980	28	16576,4	53643

WOODEN CRATE CAJÓN DE MADERA

39.4x108.3 " 100x275 cm



Tamaño aprox. cm.

291 x 112 x 33 cm

Approx. inch. sizes

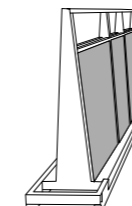
114.6 x 44 x 13 "

WORKTOPS ENCIMERAS

1 WORKTOP 1 ENCIMERA			A-FRAME CABALLETE METAL			CONTAINER 20' (25000 KG.)			CONTAINER 40' (25000 KG.)		
cm.	m ²	kg	Placas	m ²	kg	Caballete	m ²	kg	Caballete	m ²	kg
150 x 320 x 1,2	4,8	150	20	96	3190	3	288	9570	7	672	22330
inch.	ft ²	lb	Slabs	ft ²	lb	A-frame	ft ²	lb	A-frame	ft ²	lb
59 x 126 x 0,47	51.66	330	20	1033	7033	3	3100	21099	7	7231	49231

1 WORKTOP 1 ENCIMERA			WOODEN BUNDLE CAB. MADERA			CONTAINER 20' (25000 KG.)			CONTAINER 40' (25000 KG.)		
cm.	m ²	kg	Placas	m ²	kg	Paquete	m ²	kg	Paquete	m ²	kg
150 x 320 x 1,2	4,8	150	20	96	3000	7	672	21000	7	672	21000
inch.	ft ²	lb	Slabs	ft ²	lb	Bundle	ft ²	lb	Bundle	ft ²	lb
59 x 126 x 0,47	51.66	330	20	1033	6614	7	7231	46297	7	7231	46297

A-FRAME CABALLETE DE METAL



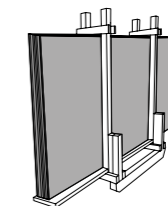
Tamaño aprox. cm.

330 x 195 x 75 cm

Approx. inch. sizes

129.9 x 76.8 x 29.5 "

WOODEN BUNDLE CABALLETE MADERA



Tamaño aprox. cm.

330 x 195 x 55 cm

Approx. inch. sizes

129.9 x 76.8 x 21.7 "

MUSEUM

Once ceramic tiles reach the end of their useful life, they are inert waste. For their proper management, they should be given to an authorized waste management body for recycling purposes.

All colours and hues appearing in this catalogue should be considered approximate, only in view of the printing processes involved. The rights of all contents (texts, photographs, drawings, designs, etc.) of this catalogue remain the property of PERONDA GROUP S.A (or, failing that, they have the corresponding permissions of the owners). No part of this publication may be reproduced, stored in a retrieval system, or transmitted in any form or by any means, electronic, mechanical, photocopying, recording or otherwise, without the prior written permission of the copyright holders.

© PERONDA GROUP 2022

Las baldosas cerámicas una vez que llegan al final de su vida útil son un residuo inerte, que para su correcta gestión debe ser entregado a un gestor autorizado de residuos, favoreciendo su reciclado.

Debido a los procesos de impresión, los colores que aparecen en este catálogo deben considerarse aproximados, y no exactos. Los derechos de todos los contenidos (textos, fotografías, dibujos, diseños etc) del presente catálogo son propiedad de PERONDA GROUP, S.A (o en su defecto, cuentan con los correspondientes permisos y autorizaciones de sus titulares). No está permitida la reproducción total o parcial de esta publicación, ni su tratamiento informático, ni la transmisión de ninguna forma o por cualquier medio, ya sea electrónico, mecánico, por fotocopia, por registro u otros medios, sin el permiso previo y por escrito de los titulares del copyright.

Av. Manuel Escobedo, 26
12200 Onda (Castellón) Spain
+34 964 602 012

museumsurfaces.com

