



FS TRADITION BRICK 20x40 LT White

fs tradition wall tiles






**fs tradition** wall tiles



**FS TRADITION SQUARE 20x40 LT White**





FS TRADITION BRICK White



FS TRADITION SQUARE White




FS TRADITION BRICK Silver



FS TRADITION SQUARE Silver




FS TRADITION BRICK Green




FS TRADITION SQUARE Green



FS TRADITION BRICK Blue



FS TRADITION SQUARE Blue



FS TRADITION BRICK


30 patterns

20 \* 40 \* 1,03 cm | 8 \* 16"

NO RECTIFIED	LAYER TECH
	<b>BN18</b>
BLUE	30898
GREEN	31131
SILVER	30897
WHITE	30961

FS TRADITION SQUARE


30 patterns

20 \* 40 \* 1,03 cm | 8 \* 16"

NO RECTIFIED	LAYER TECH
	<b>BN18</b>
BLUE	30899
GREEN	31132
SILVER	30962
WHITE	30896

CARACTERÍSTICAS TÉCNICAS | TECHNICAL CHARACTERISTICS

joint	wall tiles	mat/gloss	diferent shades	shade variation	various graphics

EMBALAJE | PACKING

(Los pesos aquí reflejados pueden sufrir ligeras variaciones en función del lote de producción. Weights shown here may slightly vary depending on the production lot.)

Formato   Sizes	Cajas   Boxes			Pallet			Cont./20' 21500 kg.		Cont./20' 24000 kg.	
	Piezas	m <sup>2</sup> /sq.m	kg	Cajas	m <sup>2</sup> /sq.m	kg	Tamaño cm aprox.	m <sup>2</sup> /sq.m	m <sup>2</sup> /sq.m	
20 * 40 * 1,03	12	0,96	18	56	53,76	1034	120 * 80 * 55	1118	1248	
inch	units	ft <sup>2</sup>	lb	Boxes	ft <sup>2</sup>	lb	Sizes Inch approx.	ft <sup>2</sup>	ft <sup>2</sup>	
7 7/8 * 15 3/4 * 7/16	12	10,3	39,6	56	578,66	2279,58	47 1/4 * 31 1/2 * 21 5/8	12034,05	13433,36	